

HEQCO Research on Pathways from K-12 to PSE

HEQCO Research Conference on Enhancing Student Success
in Ontario Higher Education

Tuesday, June 29, 2010
Ryerson University, Toronto

Ken Norrie
Vice President, Research

Higher Education
Quality Council
of Ontario



Conseil ontarien
de la qualité de
l'enseignement supérieur

An agency of the Government of Ontario

The issue

- PSE accessibility is a key priority area for Ontario
- Yet the ability to implement policies and to evaluate policy responses is severely constrained by major data gaps
- HEQCO priority to fill data gaps
 - Noted in all three annual reviews



Connection to Mandate

Accountability

- *Can track student choices and outcomes, from high school to PSE and/or the labour market*
- *Can determine if outreach activities are effective*
- *Can determine if students are aware of programs such as OSAP, apprenticeship, etc*

Accessibility

- *Can track subpopulations of underrepresented students to better understand choices and expectation*
- *Can help to understand financial and non-financial barriers toward accessing PSE*
- *Can assess if students choices are influenced by academic, economic, socio-demographic factors*

Quality

- *Can establish academic histories and link to PSE successes*
- *Can determine if student engagement in high school encourages engagement in PSE*

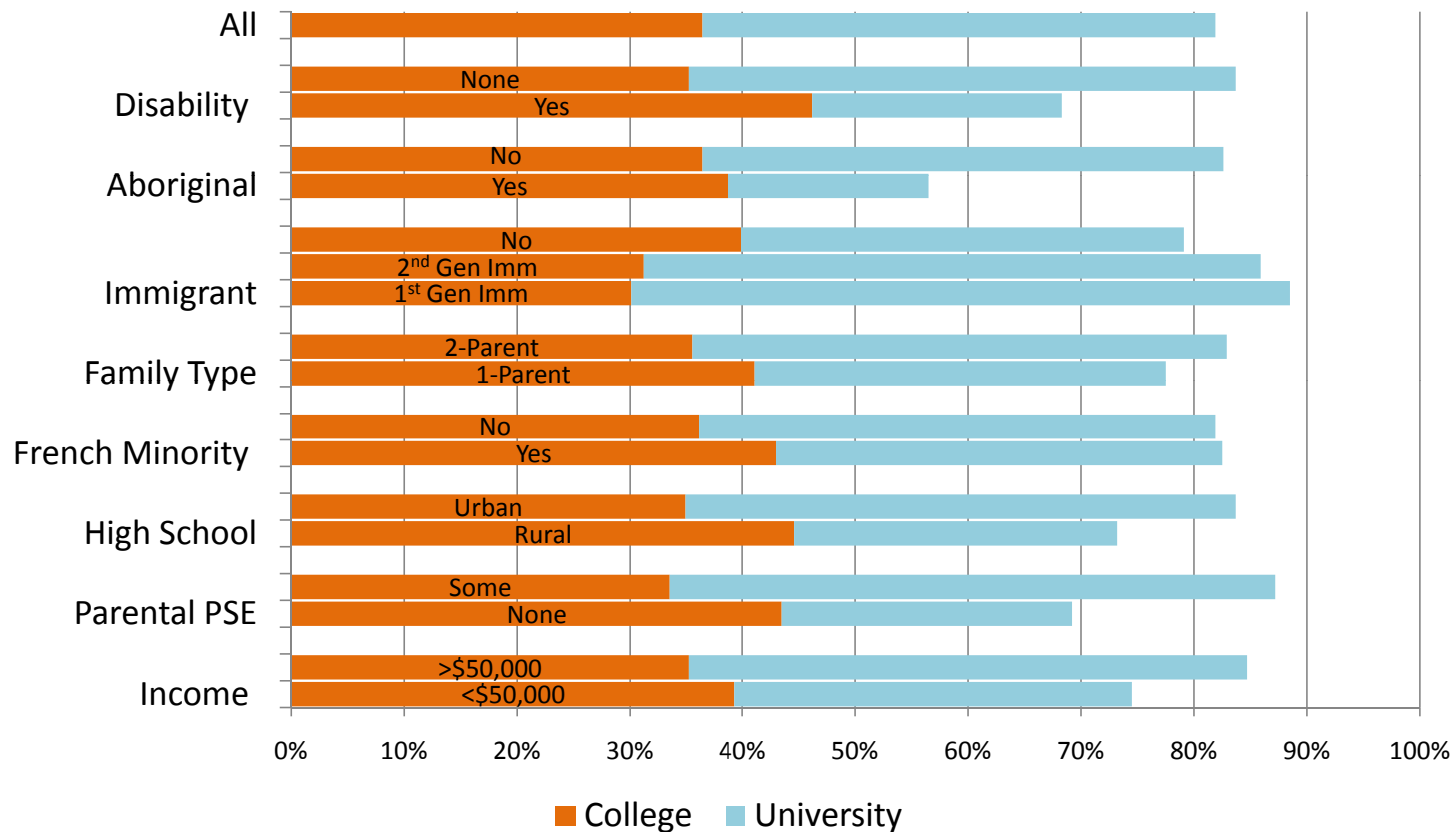


What we're doing to fill the data gaps

1. Mining national data sources for Ontario specific information
2. Following up on Academica applicant surveys
3. Linking data sets vertically
 - Secondary school, application centres, college and university admin data
4. Linking data sets horizontally
 - Sets of colleges or universities
5. Ontario Longitudinal Student Survey (OLSS)



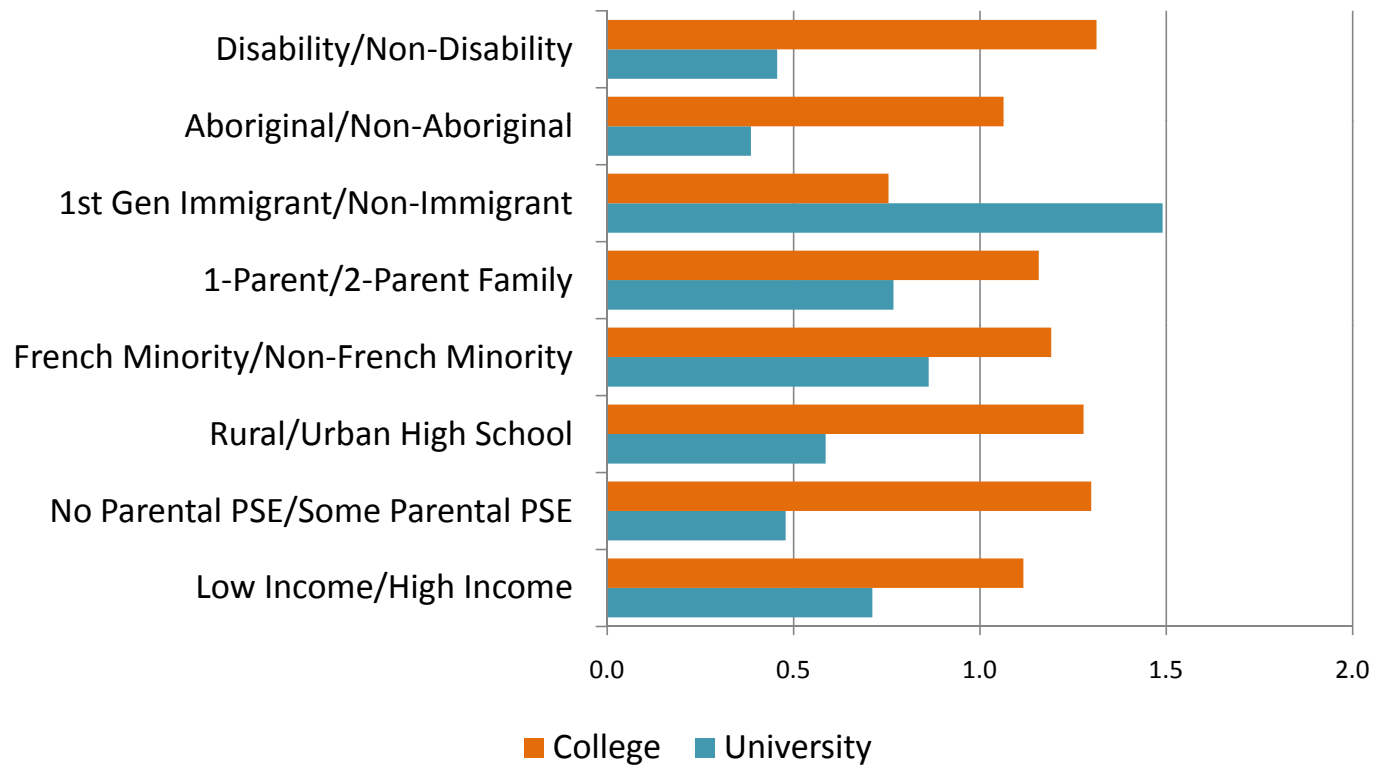
PSE Access by Student Group



Source: Finnie, *Underrepresented Groups in Ontario PSE – Evidence from the Youth in Transition Survey* (forthcoming).



Relative PSE Access by Student Group

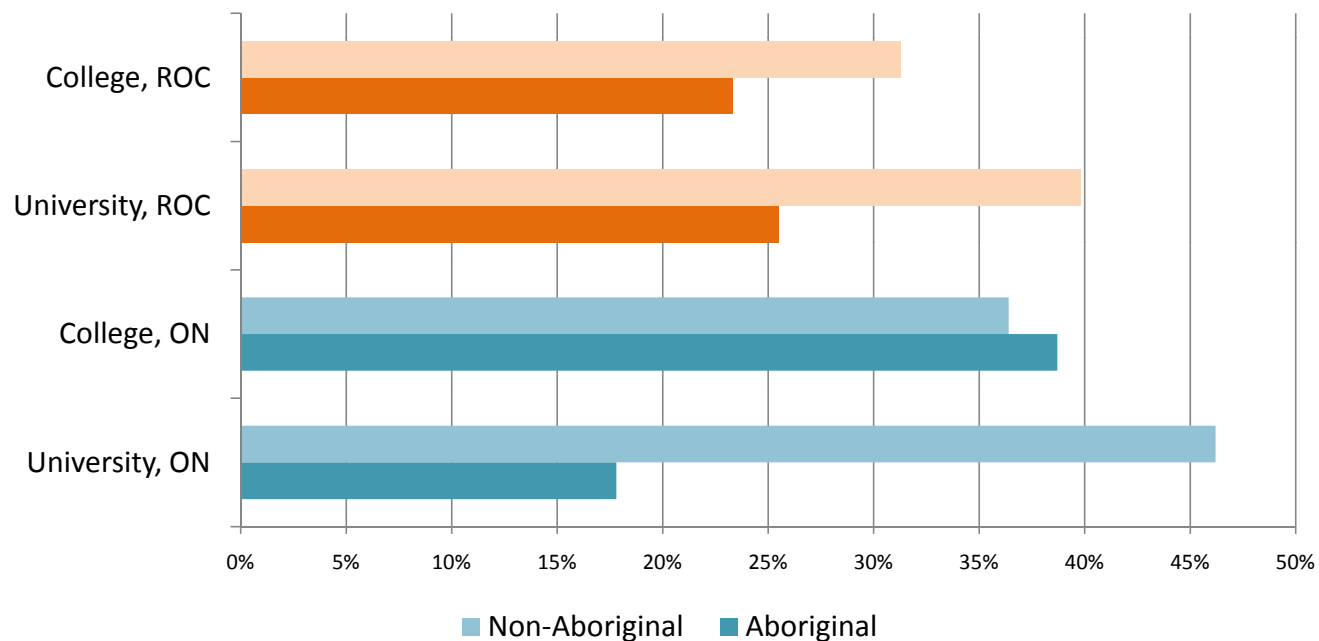


Source: Finnie, *Underrepresented Groups in Ontario PSE – Evidence from the Youth in Transition Survey* (forthcoming).



The university access rate for Aboriginals in Ontario is significantly lower than in the rest of Canada, but the college access rate is significantly higher

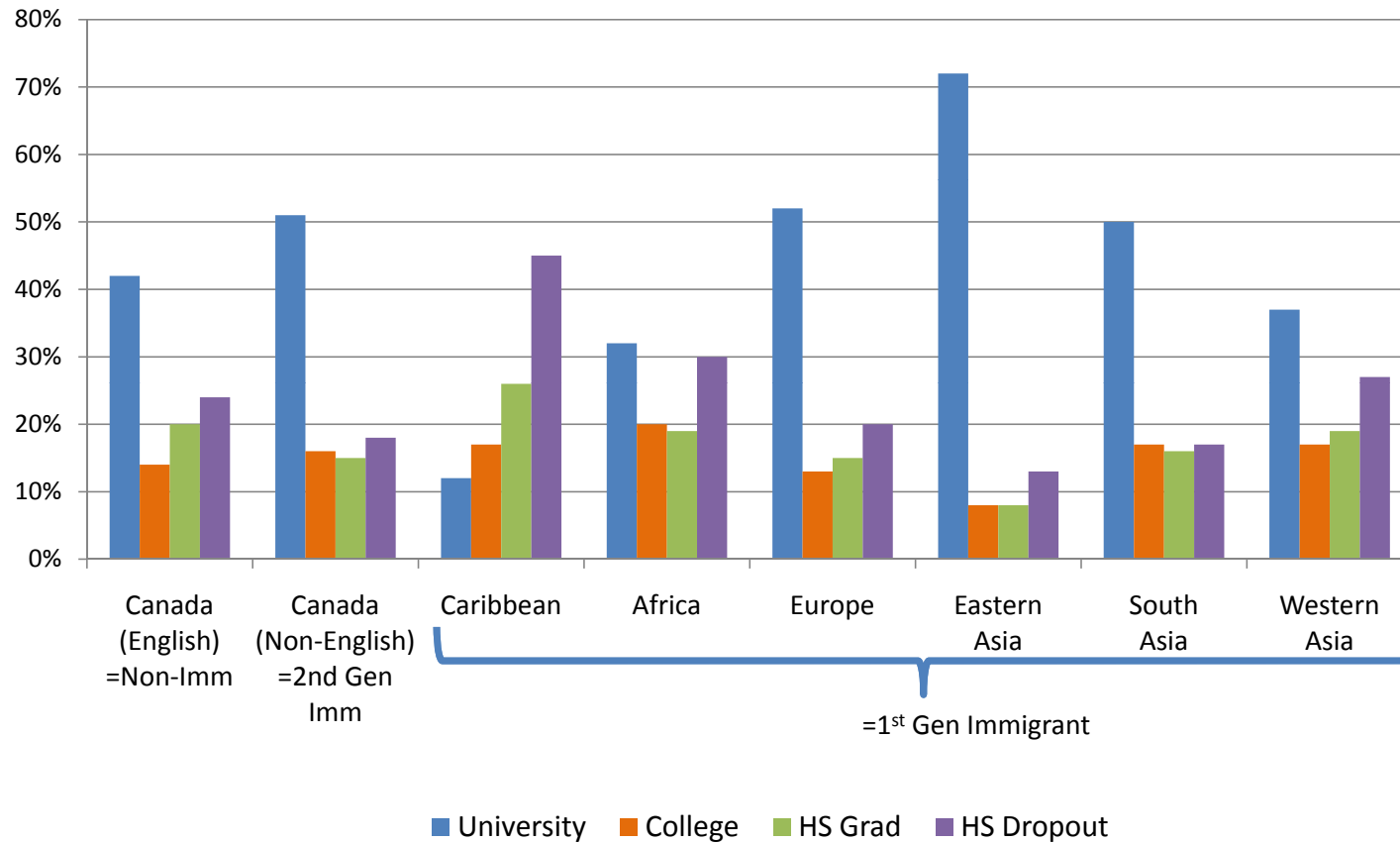
Rates of access to college and university by Aboriginal status, Ontario and ROC



Source: Finnie, *Underrepresented Groups in Ontario PSE – Evidence from the Youth in Transition Survey* (forthcoming).



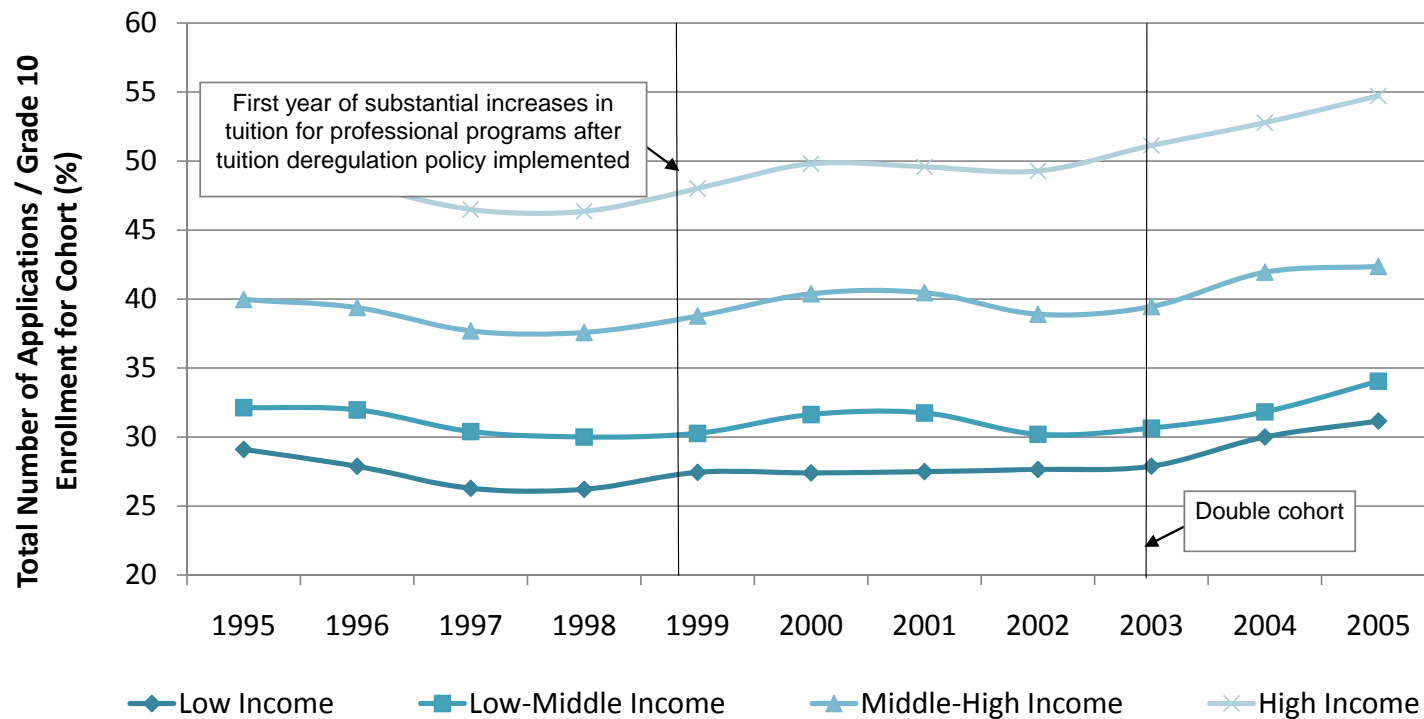
Post-high school pathway by region of origin



Source: Sweet, Anisef, Brown, Walters & Pythian. *Post-high school pathways of immigrant youth.* (forthcoming).



There is a significant gap between university application rates of students from low income families and those from high income families

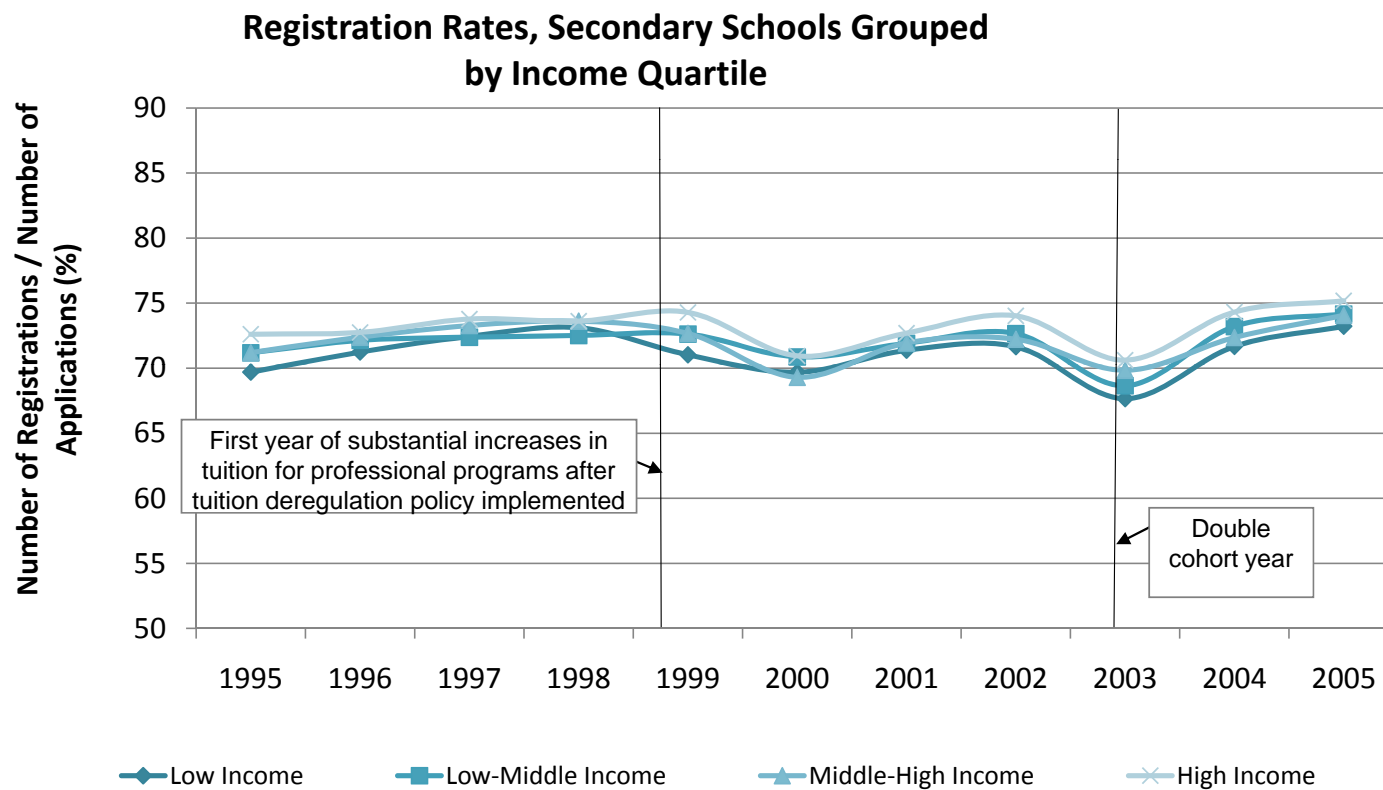


*Note: Adjusted to smooth denominator during period of elimination of the OAC year

Source: Dooley, Payne & Robb. (2009). *University Participation and Income Differences: An analysis of applications by Ontario secondary school students.*



But these gaps largely disappear when looking at university registration rates



Source: Dooley, Payne & Robb. (2009). *University Participation and Income Differences: An analysis of applications by Ontario secondary school students.*

10



Current data-linking project

- RFP: PEDAL successful
- Research questions
 1. What impact does income, migration and/or ethnicity have on application rates to universities and colleges?
 2. How do choices made by high school students regarding their course stream(academic/applied) and their performance in these courses affect the decision to apply to college and/or university and the types of programs they pursue?
 3. What explains gender-based differences in PSE applications and registration to colleges and universities?
 4. What factors impact persistence in, and completion of, university at four Ontario universities?
- Data
 - EDU, High school data at student level
 - OCAS, OUAC application data at student level
 - Census data at neighborhood level
 - Administrative data from 4 universities



HEQCO is proposing an Ontario Longitudinal Student Survey (OLSS) that would

- Track Ontario students through high school into PSE and/or the labour market
- Help policy makers understand the pathways of sub-populations of Ontario Students: Aboriginal students, Francophone, first generation, low income, etc
- Help policy makers understand the expectations, attitudes, behaviour and decision making of Ontario students in the transition from high school and PSE



Framework of Survey

	Grade 10	Grade 12	Year 5	Year 6	Year 8
Student Survey	<p>Demographics/ Characteristics</p> <p>Engagement</p> <p>Academic achievement</p> <p>Expectations/ Attitudes</p> <p>Information/ knowledge</p>	<p>Engagement</p> <p>Academic achievement</p> <p>Expectations/ Attitudes</p> <p>Information/ knowledge</p>	<p>Engagement</p> <p>Academic achievement</p> <p>Expectations/ Attitudes</p> <p>Information/ Knowledge</p> <p>SFA</p> <p>Program and institution choice</p>	<p>Engagement</p> <p>Academic achievement</p> <p>Expectations/ Attitudes</p> <p>Information/ Knowledge</p> <p>SFA</p> <p>Program and institution choice</p>	<p>Engagement</p> <p>Academic achievement</p> <p>Expectations/ Attitudes</p> <p>Information/ Knowledge</p> <p>SFA</p> <p>Program and institution choice</p>



Current Status

- Issued RFP in fall 2009
- Queens Group led by Alan King selected from RFP process to conduct stage one of OLSS development
- Stage One:
 - consultations with sector to gauge interest in the survey;
 - Conceptual overview of survey developed for consultation purposes



Consultations include but are not limited to

- School Board officials
- Association of Educational Researchers of Ontario (AERO)
- Secondary school guidance counselors, principals and superintendents. (e.g., OSCA, OGLA, OPSOA, OCSOA, OPC, CPCO)
- Ministry of Education officials (EDU)
- Ministry of Training, College and University officials (TCU);
- Colleges Ontario (including affiliated committees)
- Council of Ontario Universities (COU) (including affiliated committees)
- Applicant centres for colleges and universities (OCAS and OUAC)
- Individual researchers with expertise in the area
- Officials from other jurisdictions with similar surveys



Next Steps

- Consultations expected to last into fall 2010 to capture important school board meetings;
- Technical papers to be written on key considerations;
- If the response is positive, an RFP will be issued in the fall for stage two of OLSS (finalized survey instrument and administration)



Key Considerations

- Survey design;
- Number of cycles possible/desirable;
- Possibility of parental survey to capture education and income;
- Sample design and frame;
- Oversampling, or interviews, to capture subpopulations;
- Implementation/administrative procedures and possibilities;
- Establish advisory group for stage two.



Thank you!

Ken Norrie
(416) 212-3881
knorrie@heqco.ca

